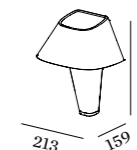




REVER

WALL SURFACE



2.0

LED C35 or P25 max. 6W | E14
plated or powder coated steel
polycarbonate

IP20 0.7kg

lamp body

	CODE
	6512CTG_
	6512CSG_
	6512CCW_
	6512CAY_
	6512CHR_

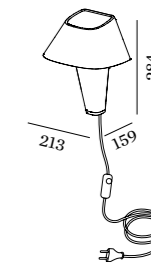
mounting detail

	CODE
	C_
	N_
	G_
	P_
	W_
	B_

OPTIONAL

C35 LED E14 6W dim

	CODE
2700K 470lm	9003C101



2.1

LED C35 or P25 max. 6W | E14
plated or powder coated steel
polycarbonate | incl. cable plug
and dimmer

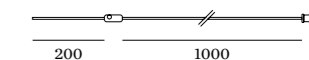
IP20 0.8kg

lamp body

	CODE
	6512CTG_
	6512CSG_
	6512CCW_
	6512CAY_
	6512CHR_

mounting detail

	CODE
	C_
	N_
	G_
	P_
	W_
	B_



Cable Plug Colours

cable plug with dimmer

	CODE
	_W
	_B