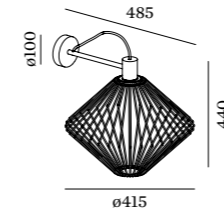




# WIRO

## WALL SURFACE

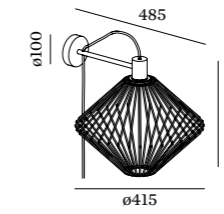


### 1.0 DIAMOND

E27 max. 60W  
220-240VAC | 50-60Hz  
varnished steel | lacquered

2.45kg IP20

CODE	
	3351E8PBO
	3351E8BBO



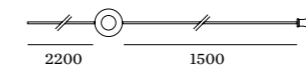
### 1.1 DIAMOND

E27 max. 60W  
220-240VAC | 50-60Hz  
varnished steel | lacquered  
incl. cable plug with dimmer

2.45kg IP20

CODE	
	3352E8PBO
	3352E8BBO

cable plug with dimmer



### OPTIONAL

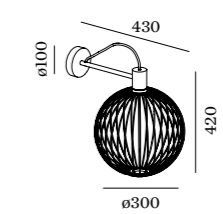
T30-225 LED E27 6W

CODE	
2200K   450lm	9003E129
2700K   500lm	9003E136

T32-180 carbon filament E27 15W

2200K   50lm	9003E106
--------------	----------

more lamps and specs on page 596



### 1.0 GLOBE

E27 max. 60W  
220-240VAC | 50-60Hz  
varnished steel | lacquered

1.95kg IP20

CODE	
	3353E8WB0
	3353E8VB0
	3353E8BB0

### OPTIONAL

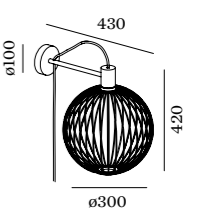
T30-225 LED E27 6W

CODE	
2200K   450lm	9003E129
2700K   500lm	9003E136

T32-180 carbon filament E27 15W

2200K   50lm	9003E106
--------------	----------

more lamps and specs on page 596



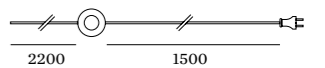
### 1.1 GLOBE

E27 max. 60W  
220-240VAC | 50-60Hz  
varnished steel | lacquered  
incl. cable plug with dimmer

1.95kg IP20

CODE	
	3354E8WB0
	3354E8VB0
	3354E8BB0

cable plug with dimmer



### OPTIONAL

T30-225 LED E27 6W

CODE	
2200K   450lm	9003E129
2700K   500lm	9003E136

T32-180 carbon filament E27 15W

2200K   50lm	9003E106
--------------	----------

more lamps and specs on page 596