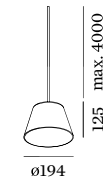




# SELO

CEILING SUSPENDED



## 1.0

LED 11W | 220-240VAC | 50-60Hz  
AC PCB 3-step low flicker  
incl. PS | phase-cut dim  
porcelain

0.80 kg IP20 0.3

1800-2850K | >90 CRI | 510lm

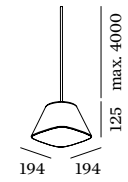
CODE  
235189W9

### ALWAYS USE

single ceiling base

CODE  
90052022  
90052021

white cable on request  
multi- and other suspension options  
on page 608



## 2.0

LED 11W | 220-240VAC | 50-60Hz  
AC PCB 3-step low flicker  
incl. PS | phase-cut dim  
porcelain

0.96 kg IP20 0.3

1800-2850K | >90 CRI | 510lm

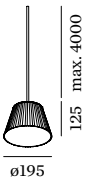
CODE  
235289W9

### ALWAYS USE

single ceiling base

CODE  
90052022  
90052021

white cable on request  
multi- and other suspension options  
on page 608



## 3.0

LED 11W | 220-240VAC | 50-60Hz  
AC PCB 3-step low flicker  
incl. PS | phase-cut dim  
porcelain

0.80 kg IP20 0.3

1800-2850K | >90 CRI | 510lm

CODE  
235389W9

### ALWAYS USE

single ceiling base

CODE  
90052022  
90052021

white cable on request  
multi- and other suspension options  
on page 608