

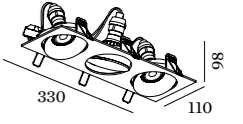
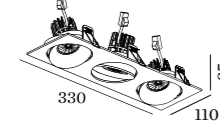
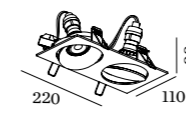
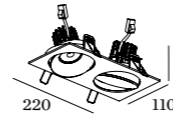


RON

CEILING RECESSED



p. 587



2.0 LED

2xLED 7/10W | 350/500mA | 18Vf
COB 3-step | excl. power supply
aluminium powder coated
1800-2850K 16V

0.73kg IP20 0.3-1.0 36°

102x210 35°/35° 355° 90 4-40

CODE

111261W
111261B

Light Colour Selection

	LUMEN	CRI	CODE
2700K	2x520/710	>90	3
3000K	2x540/740	>90	5
1800-2850K	2x330/450	>95	9

ALWAYS USE

power supply

CODE

350mA | 10W 90223401
500mA | 10W 90214404
500mA | 15W dim 90224501

more power supplies on page 588

2.0 PAR16

2xPAR16 max.35W | GU10
100-240VAC | 50-60Hz
aluminium powder coated

0.69kg IP20 0.9-1.0

102x210 35°/35° 355° 100 4-40

CODE

111220W0
111220B0

OPTIONAL

PAR16 LED GU10 7W
phase-cut dim

CODE

2700K 901228W2
3000K 901228W4
1800-2850K 901229S9

more lamps and specs on page 593

3.0 LED

3xLED 7/10W | 350/500mA | 18Vf
COB 3-step | excl. power supply
aluminium powder coated
1800-2850K 16V

1.08kg IP20 0.3-1.0 36°

102x320 35°/35° 355° 90 4-40

CODE

111361W
111361B

Light Colour Selection

	LUMEN	CRI	CODE
2700K	3x520/710	>90	3
3000K	3x540/740	>90	5
1800-2850K	3x330/450	>95	9

ALWAYS USE

power supply

CODE

350mA | 10W 90223401
500mA | 10W 90214404
500mA | 15W dim 90224501

more power supplies on page 588

3.0 PAR16

3xPAR16 max.35W | GU10
100-240VAC | 50-60Hz
aluminium powder coated

1.02kg IP20 0.9-1.0

102x320 35°/35° 355° 100 4-40

CODE

111320W0
111320B0

OPTIONAL

PAR16 LED GU10 7W
phase-cut dim

CODE

2700K 901228W2
3000K 901228W4
1800-2850K 901229S9

more lamps and specs on page 593