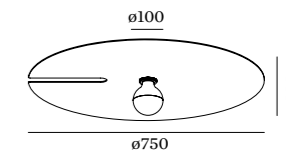
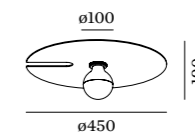
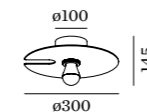




MIRRO
CEILING SURFACE



1.0

☞ QA60 max. 15W | E27
aluminium | steel powder coated
aluminium composite panel

☑ 0.70kg ± IP20

	CODE
	6321E8GB0
	6321E8NB0

OPTIONAL

QA60 LED E27 6W 500lm 2700K

	CODE
gold mirror	9003E139
silver mirror	9003E140

2.0

☞ LED G95 max. 15W | E27
aluminium | steel powder coated
aluminium composite panel

☑ 1.00kg ± IP20

	CODE
	6322E8GB0
	6322E8NB0

OPTIONAL

G95 LED E27 6W 500lm 2700K

	CODE
gold mirror	9003E142
silver mirror	9003E149

3.0

☞ LED G95 max. 15W | E27
aluminium | steel powder coated
aluminium composite panel

☑ 2.10kg ± IP20

	CODE
	6323E8GB0
	6323E8NB0

OPTIONAL

G95 LED E27 6W 500lm 2700K

	CODE
gold mirror	9003E142
silver mirror	9003E149